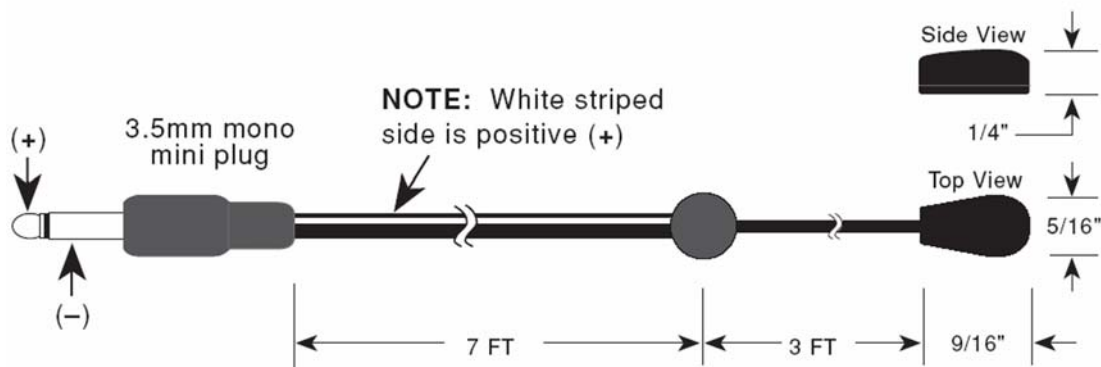


Palantir IR Emitter

QUICK INSTALLATION GUIDE

Physical Description

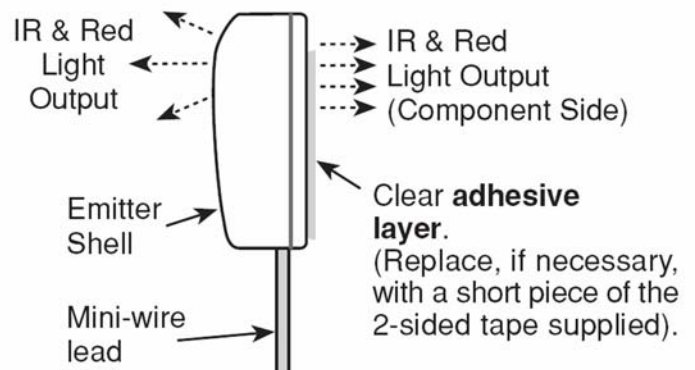
The IR Emitter contains a small Infrared LED housed in a miniature, mouse shaped, black appearing, injection molded plastic shell. Unlike usual emitters, the Palantir IR Emitter emits visible red light in addition to IR control signals when activated by IR commands sent to it by IR receivers or other controllers. The Palantir IR Emitter is designed to be installed directly on the IR sensor window of the controlled device.



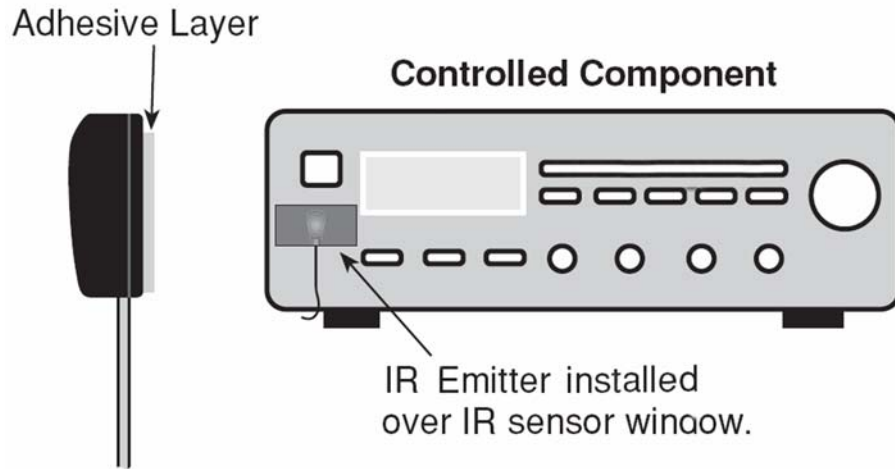
Installation

Attaching the Emitters to IR Sensor Windows

- Each emitter has a clear adhesive layer on the bottom flat surface of the shell. The rounded side faces the user and emits visible red light when a command is sent.
- Simply peel off the adhesive cover and affix the emitter to the center of the IR sensor window on the controlled component's front panel.
- In some cases it may be difficult to find the location of the IR sensor on the component. Consult the owner's manual of the unit, or the manufacturer, for the exact IR sensor window location.



- Double-sided adhesive tape is included. If you move the emitter to a different component, use this tape to replace the current adhesive layer for best adhesion.
- The shell, though dark in appearance, is transparent to infrared light, allowing commands from a handheld remote control to pass through it. This permits direct control of the equipment from a handheld remote as well as from the Palantir IR Emitter.



Connecting the emitters

- Simply insert the mono mini plug of the Palantir IR Emitter into the IR jacks on any of the Palantir Electronics IR receivers or Controllers.

NOTE: The Palantir IR Emitter will also indicate the presence of stray IR or RF interference by randomly blinking when no IR control signal is being sent. Reposition the IR receiver or the interfering source to eliminate or reduce the random blinking. The more the random blinking is reduced, the better the system will function.

Limited Warranty

The warranty period for the IR Emitter is 12 months from the date of delivery and not more than 18 months from the date of shipment from Palantir Electronics. Palantir Electronics warrants that the IR Emitter will be free from defects in materials and workmanship, under normal use. IR Emitter returned to Palantir Electronics and found to be defective by Palantir Electronics within the warranty period will be replaced. Palantir Electronics will not be responsible for the actual cost of installation or removal of the IR Emitter, nor for any incidental or consequential damages. Some states do not allow the exclusion or limitation of incidental or consequential damages so the above limitation or exclusion may not apply to you. This warranty gives you specific legal rights. You may have additional rights which vary from state to state.

Palantir Electronics Inc.

174 Corporate Circle, Suite O
 Golden, Colorado 80421
 Phone: +1 (303) 477-3157
 Fax: +1 (303) 477-3173
 Office Hours M-F 8:30-5:30 MST
<http://www.palantir-electronics.com>

Palantir
 Industrial & Consumer Electronics